Structured Credit and Political Risk Insurance

# Report and Market Update

January 2020

Gallagher

Insurance | Risk Management | Consulting

# About Gallagher

Founded by Arthur Gallagher in Chicago in 1927, Gallagher has grown to become one of the largest insurance brokerage and risk management companies in the world. With significant reach internationally, the group employs over 30,000 people and its global network provides services in more than 150 countries.

**We help businesses go beyond their goals.**

# Contents

2
INTRODUCTION

5
EMERGING MARKET REVIEW

12-13
MARKET NEWS & PRODUCT GLOSSARY

14
MARKET CAPACITY

16-19
COMMERCIAL MARKET OVERVIEW - LLOYD'S & COMPANY MARKET

20
CONTACTS

# Introduction

## Welcome to Gallagher's January 2020 market report, where we summarise market news, capacity and changes, along with some thoughts on the challenges facing emerging markets (and, by extension, the commercial insurance market).

### Emerging Market Political and Economic Environment

Asia-Pacific remains one of the fastest growing regions of the world, but is not without its challenges. The US-China trade war continues to weigh economically on the region, and looks unlikely to conclude in the short term, despite recent developments hailed as 'breakthroughs'.

Latin American's anti-incumbent political sentiment continues, with regime change in Bolivia, Argentina, Uruguay, and mass-protests in Ecuador and Chile. There is likely to be a reduction in centre-right pro-business reform, as governments respond to calls for more public services and a suppressing of the impact of market cycles. Despite challenges, economic growth is expected to pick up across the region in 2020, driven by rising commodity production as projects in the pipeline begin to come online.

Civil unrest remains a major feature across the Middle East and North Africa region, with the macro drivers of the Arab Spring ten years ago remaining the root cause. Iraq, Lebanon, and Algeria have all seen significant strikes, protests and violence, rampant corruption, and unemployment (particularly of young people). A distrust of political regimes look set to continue to fuel widespread discontent.

Growth in Sub-Saharan Africa continues to be driven by East Africa, with Southern Africa weighing down the region in general. Angola is expected to remain in recession for a fifth straight year, whilst Zimbabwe's high inflation is forecast to average 176.5% across 2019-2020 (source: Fitch). Current account balances of oil producing and other extractive-focussed nations are expected to deteriorate in 2020, whilst those countries with high USD debt will experience pressure on exchange rates and budget balances brought about by that currency's appreciation.

Despite the ever-changing challenges facing emerging markets, the commercial insurance market remains supportive of clients, accepting risk in difficult territories, and facilitating a more stable environment for trade and investment.

## The Market

Whilst the figures presented in this report demonstrate that the commercial insurance market for credit and political risk remains buoyant, insurers in this class have not been unaffected by broader challenges within the industry. As an example, Lloyd's closer scrutiny of the underwriting performance within the market has played a part in two of the syndicates having previously featured in this report putting their businesses into run-off. This is not necessarily a reflection of the results produced by the credit and political risk teams but more broadly the performance across multiple classes.

Nonetheless, the stamp capacity of all syndicates aggregated together across all classes (one measure of underwriting within the market) has grown 6% for 2020 which would suggest a broader level of optimism now that certain corrective action has been taken.

Insurers continue to monitor where their portfolio sits on the so-called 'risk curve', and a more conservative stance remains the prevailing theme. This has to some extent been helped by the market's increasing willingness and ability to consider new structures and asset classes. It is fair to say, however, that, particularly for regular buyers and those with a perceived added value (such as public sector entities), underwriters remain open minded to challenging risks.

**To summarise, even with the broader challenges faced by the insurance market and a perception of challenging political and economic risk, credit and political risk capacity levels remain similar to this time last year, and so close to an all-time high.**

**MATTHEW SOLLEY**
Managing Director
+44 (0)20 7204 6175 | Matthew_Solley@ajg.com

# Emerging Market Review

The following pages monitor changes in Country Risk Ratings, compiled by Fitch Solutions (formerly BMI research), and provide and outlook for various emerging markets.

We compare Country Risk Ratings as of 1st January 2019 to with those at the time of publication of this Market Report, January 2020. These countries have been selected from the International Monetary Fund's World Economic Outlook for Emerging and Developing Economies.

# Emerging Market Review

This section, and the commentary on specific countries coming up, has been compiled in association with Fitch Solutions.

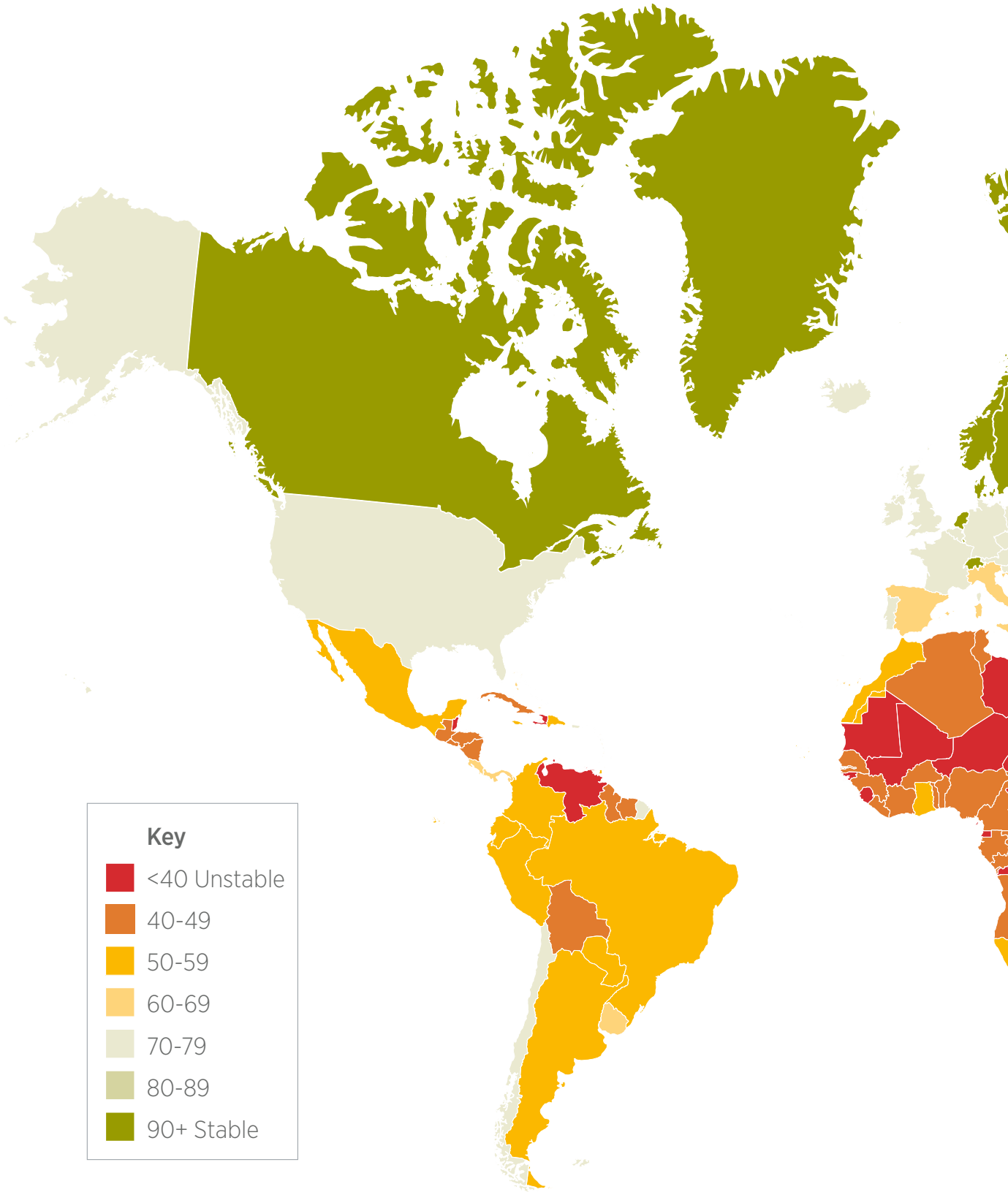

## About Fitch Solutions

Fitch Solutions help clients to excel at managing their counterparty risk, gain deeper insights into the debt and fixed income markets, and get comprehensive intelligence about the macroeconomic environment.

For more than 30 years Fitch's Country Risk and Industry Research service has provided business intelligence that helps their clients better understand the risks and opportunities they face in emerging markets. Their global team of economists, political risk experts and industry analysts deliver frequent, forward-looking insights, data and forecasts to improve their customers' decision-making.

In association with

Fitch Solutions

A HEARST COMPANY

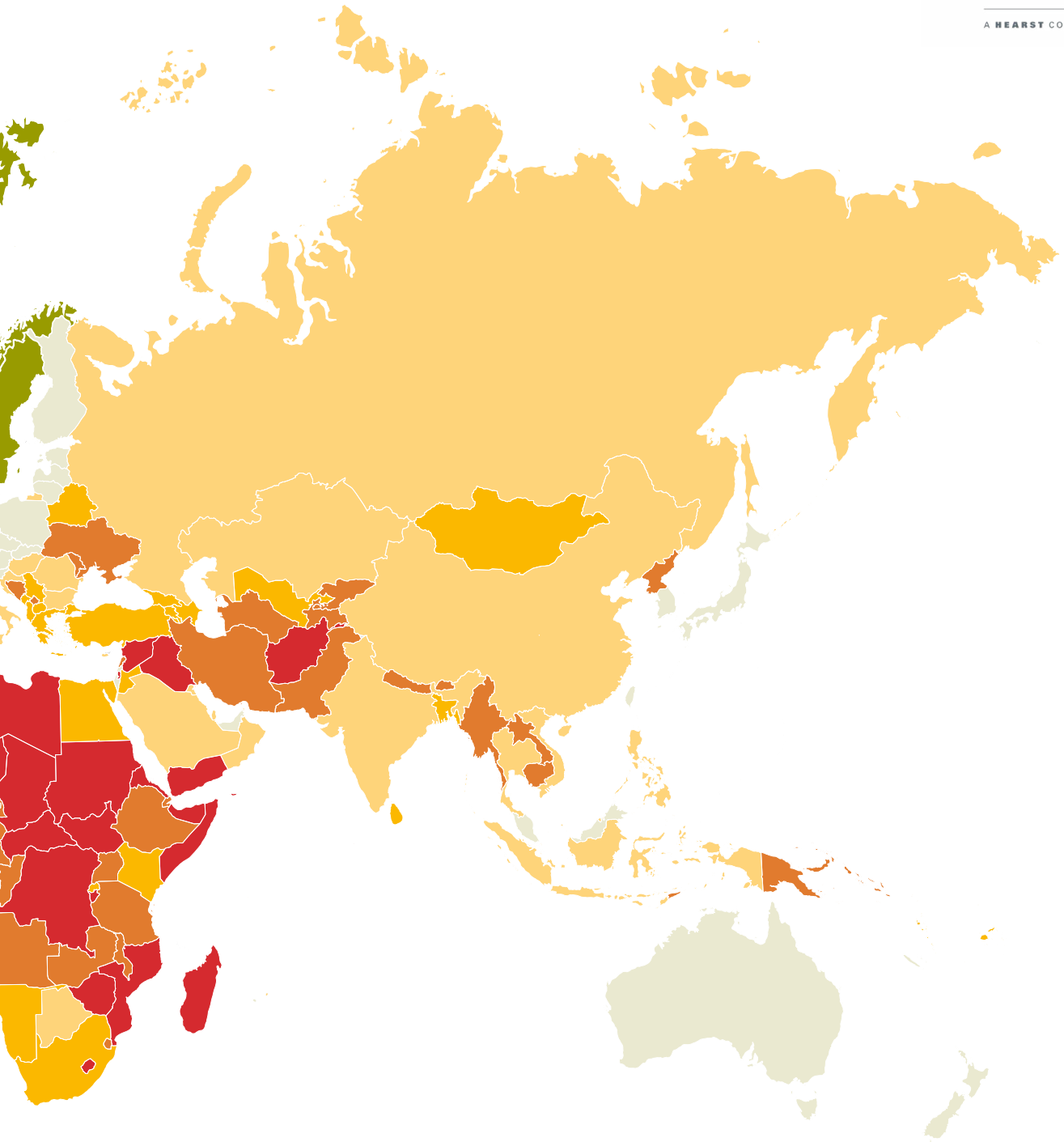

# Asia Pacific

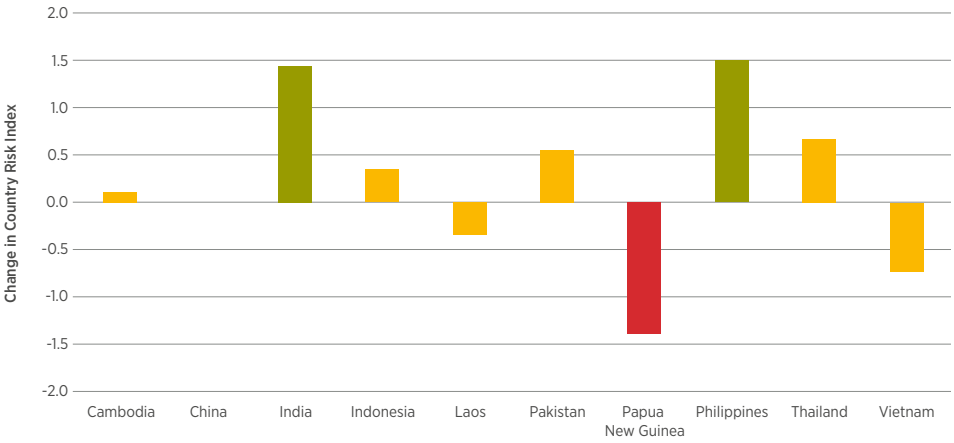


**India's** improvement is driven by a strengthening of operational factors (particularly reforms to scale back some bureaucratic barriers to trading, easing the business environment), and an improvement in the short-term economic outlook following the re-election in 2019 of the Modi administration.

**Vietnam's** widening budget deficit – from 3.7% of GDP in 2016, to 5.1% in 2017, 6.8% in 2020, and 7% in 2021 – remains cause for concern, and contributes to higher country risk in 2020.

# Europe and CIS

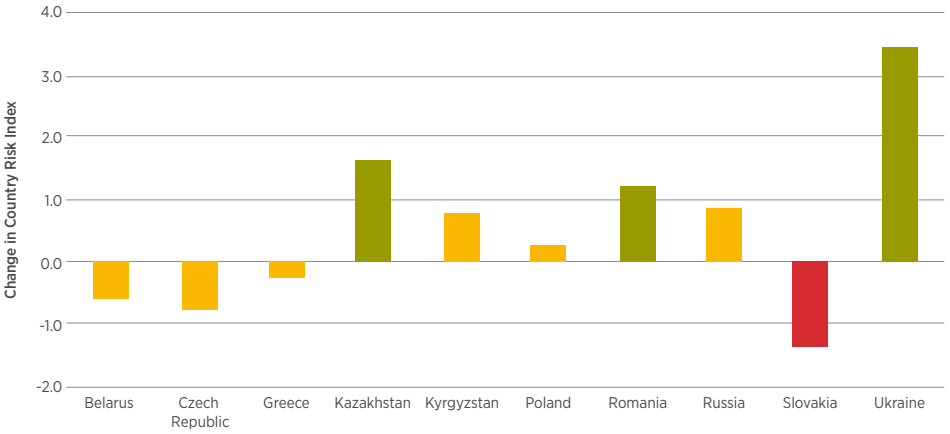


The surprise victory of outsider Volodymyr Zelensky in the **Ukrainian** presidential elections of April 2019, and his party's successes in the subsequent parliamentary elections in July, bring unexpected short-term economic and political certainty to the country.

**Slovakia** is facing short-term economic headwinds. Growth of 3-4% through 2015 to 2018 has given way to 2.2% growth in 2020 and 2021, while the current account deficit continues to widen and external debt has risen to over 100% of GDP. From a political perspective, elections at the end of February 2020 pose some risks to the stability and continuity of the current government, with a multi-party coalition the most likely outcome.

- Improvement in Fitch's Country Risk Index rating of >1
- Improvement/deterioration in Fitch's Country Risk Index rating of <1
- Deterioration in Fitch's Country Risk Index rating of >1

# LATAM and Caribbean

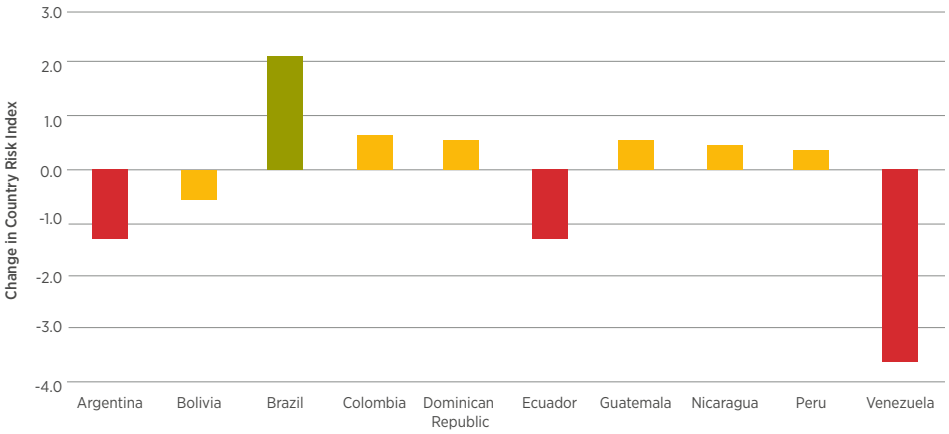


The economic outlook in **Ecuador** has deteriorated, over both the short- and long-term. At the end of 2018, the economy was expected to grow by 1-1.2% in 2019, but provisional data suggests that the market entered a recession and declined by 0.5% in real terms, with full recovery not anticipated until 2021 at the earliest. This slowdown comes from cuts in fiscal expenditure and a deceleration of oil exports.

**Guatemala** has seen substantial improvements in its crime and security environment. While standards remains low by both global and regional standards, this has been supported by a reduction in the risk of political violence and a decline in the reported business costs of crime. These positive developments are, however, somewhat offset by the fiscal outlook turning from a surplus to a deficit.

# MENA

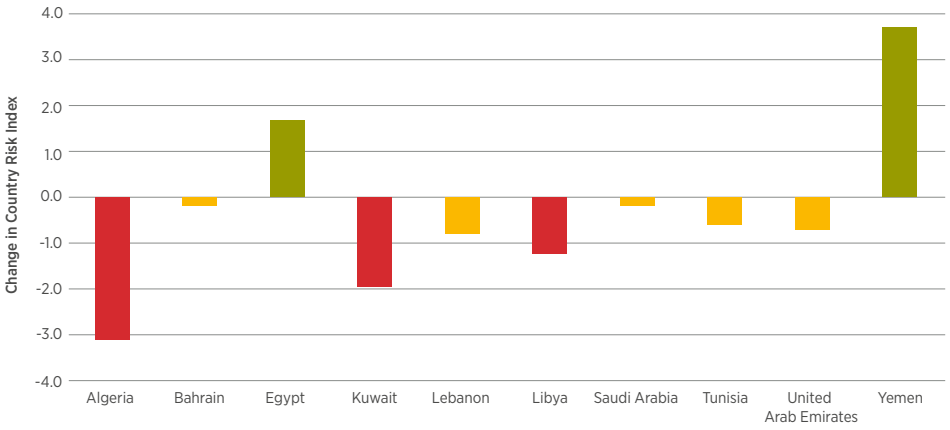


Large-scale protest continue to take place across **Lebanon**, hampering progress on fiscal and structural reform. This has impacted both the political and economic outlook, and with little to suggest concessions from political parties that would break the current impasse, disruption is likely to continue.

**Egypt's** improved short-term political environment; stable macroeconomic conditions and toughened security measures have largely quelled unrest, although risks remain in the long run. On the economic front, growth forecasts have been upgraded from 5.1% growth in 2020 and 5.0% in 2021 to 5.8% and 5.% respectively.

**Algeria's** political and economic stability is expected to decline in the short-term. The former is the result of unrest and uncertainty in the wake of the resignation of President Abdelaziz Bouteflika in April 2019. Economic weakness stems in part from this uncertainty, and is exacerbated by the government's weak fiscal position owing to energy prices remaining below long-term averages.



# Sub-Saharan Africa

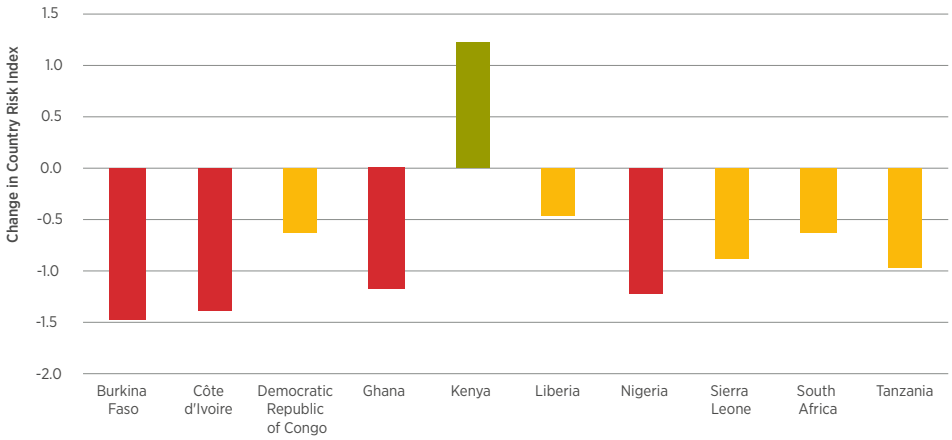


Short term political and economic risks in **Burkina Faso** have increased. Security concerns, a weak outlook for the agricultural sector, as well as the upcoming uncertainty of a contentious referendum and election set for 2020, contribute to an uncertain outlook for the country over 2020 and 2021.

**Kenya's** economic outlook has strengthened, in both the long and short term, driven in part by improved reserve cover for imports, and stability in the development of external debt. Domestically, agricultural sector weakness is offset by public investment in the construction sector, supporting growth in of 5% in 2020 and 2021.

Despite relative stability in the political sphere, a weakened fiscal and external outlook economically brings increased risk in **Sierra Leone**. Growth of under 3% in 2020 weighs heavily on the country's economic prospects, hampered by corruption and the subsequent impact on foreign investment. A persistent and large fiscal deficit on a low tax base limits the government's scope to address many of the country's headwinds.



# Market News

### Anvil

Anvil Underwriting Ltd, due to the departure of key staff, will not be underwriting new risks in 2020.

### Arch / Barbican

Arch completed its acquisition of Barbican Group Holdings Ltd. (Barbican), including Barbican Managing Agency Ltd., Lloyd's Syndicate 1955, Castel Underwriting Agencies Ltd. and other associated entities. As such, Conor Shelley has moved across to the Arch credit and political risk team.

### Aspen

Emma Harris has joined Aspen's credit and political risk team as Underwriter and Ben Corbett as Assistant Underwriter.

### Atradius

Tom Gladdle has joined the Atradius London market underwriting team from Gallagher. Tom had previously been underwriting with AWAC.

### Canopius / AmTrust

Canopius has completed its acquisition of AmTrust at Lloyd's, and syndicates 4444 and 1861 have been merged under the management of Canopius Managing Agents Limited. Crispin Hodges has been appointed as Head of Trade Political Risk ("TPR"), and Claire Kennet has joined as Underwriter (previously of Acapella). TPR is the fourth team in Canopius' Credit, Political & Crisis division, led by Bernie de Haldevang.

### Cincinnati

James Steele-Perkins, previously head of Nexus' Speciality Credit and Financial Risk unit, has set up Cincinnati's Credit and Political Risk team. He will be supported by Eddie Hall.

### Credendo Single Risk

Credendor Single Risk Insurance AG has been assigned a new, A- rating by S&P.

### Groupama

Groupama Assurance-Credit & Caution (GAC) has opened a new special risk division, which will be led by Valerie Talbot (previously at Euler Hermes). Her remit will include providing single risk, excess of loss and top-up solutions.

### Hamilton / Acapella

Hamilton Insurance Group have placed Acapella Syndicate 2014 into run-off. As such, the syndicate has ceased writing credit and political risk business.

### Hamilton / Pembroke

In August 2019, Hamilton Insurance Group completed its acquisition of Pembroke Managing Agency, Pembroke's platform at Lloyd's, as well as Dublin-based carrier, Ironshore Europe DAC, from Liberty Mutual Group Inc.

### MunichRe

Christina Chrisostomou has joined MunichRe from MUFG as Credit Analyst, Alex Platts has joined from Neon as Underwriter, and Tom Bolton has joined from Nexus as Assistant Underwriter

### Neon

In January 2020, American Financial Group announced their intention to cease support for new and renewal business through their Lloyd's platform, syndicate 2468, managed by Neon Underwriting Ltd. As a result, Neon Syndicate 2468 has been placed into immediate, but orderly, run-off.

### NOA 3902

Ed Fox, Katherine Henderson, and Dan Sutherland are now underwriting political risks for NOA syndicate 3902, having joined from AmTrust.

### The Hartford

Following The Hartford's acquisition of Navigators in May 2019, James Wilson has joined from Chubb, and will begin underwriting credit and political risks for syndicate 1221 by the end of Q1 2020.

# Product Glossary

On behalf of our clients, Gallagher's Structured Credit and Political Risk team arrange insurance products to mitigate the risks arising out of trading, financing and investing - often with a focus on developing markets.

### Interpreting the Numbers

Specifically within the Lloyd's market, but also recognised by non-Lloyd's insurers, are risk codes. Risk codes are determined by certain characteristics of the insurance cover provided, relating to the loan, trade, contract or investment being made. Later in this report, we display a series of tables of data showing market capacity, and at the top of each column, for each Lloyd's syndicate or company market insurer, you will find a risk code. To assist the readers' interpretation of this data, below we summarise the primary risk codes for this class of insurance, as well as the main types of insurance which relate to these risk codes.

As advised previously, following the Lloyd's update to the application of certain risk codes (June 2018) we no longer use the Financial Guarantee ('FG') risk code for the insuring of unsecured non-trade finance. However, as many insurers still have different underwriting capabilities depending on whether the financing is for trade or secured non-trade on the one hand, and unsecured non-trade on the other, we use the letters 'NT' to show the capacity for underwriting the latter (please note: NT is not a formal risk code).

### Risk Codes:

#### Credit Risk (Risk Code CR)

- Applicable where the counterparty risk insured is a commercial entity with a majority private ownership.

#### Contract Frustration (Risk Code CF)

- Applicable where the counterparty risk insured is a government entity or a commercial entity controlled and/or majority-owned by a government entity(ies). Alternatively, this risk code is applicable where the counterparty risk is a privately-owned commercial entity but the perils insured are limited to political risks.

#### Political Risk (Risk Code PR)

- Applicable where the cause of loss is limited to government frustration and/or political perils.

### Cover available:

#### Non-Payment (CR, CF or NT)

- Indemnifies the policyholder for loss caused by the failure and/or refusal of an obligor to honour its contractual debt obligation.

#### Non-Delivery / Pre-Finance (CR or CF)

- Indemnifies the policyholder for loss caused by the failure and/or refusal of a supplier to honour its obligations under a pre-financed supply contract or return pre-financed sums.

#### Pre-Shipment Insurance (CR or CF)

- Indemnifies the policyholder in circumstances where, prior to the establishment of an amount owing under an export contract, the buyer terminates the contract (in circumstances where they have no right to do so), or where there is an occurrence of certain pre-defined political perils which prevent the fulfilment of the contract.

#### Post-Shipment Insurance (CR or CF)

- Indemnifies the policyholder in circumstances where, after the establishment of an amount owing under an export contract, the buyer fails to pay sums due, or is unable to, as a consequence of the occurrence of Currency Inconvertibility and/or Exchange Transfer.

#### Political Risk Insurance (PR)

- Indemnifies the policyholder for loss caused by government frustration and/or political perils, including but not limited to:
  - Confiscation, expropriation, nationalisation, deprivation (CEND)
  - Forced abandonment or divestiture
  - Selective discrimination
  - Licence cancellation
  - Political violence and terrorism (including strikes, riots, civil commotion, malicious damage, terrorism, and sabotage)
  - War and civil war
  - Currency Inconvertibility and/or Exchange Transfer
- Cover can be placed in respect of assets or the repayment of debt.

# Market Capacity

The following market capacity data has been compiled by Gallagher from information provided by each insurer to summarise the recent changes in the Credit and Political risk insurance market. Capacity is broken down between each insurer (whether Lloyd's syndicate or insurance company), showing their maximum line size and policy tenor, as well as the category of insurance (see Product Glossary). All data is correct as of January 2020, and where an Insurer has a Lloyd's and company market platform, their data is not double-counted in the calculation of total capacity.

| | Political Risks (PR) | Trade Risks Political (CF) | Trade Risks Commercial (CR) | Non-Trade (NT) |
|---|---|---|---|---|
| Lloyd's (mUSD) | 1,658 | 1,543 | 1,108 | 973 |
| Company (mUSD) | 2,364 | 2,376 | 1,988 | 1,428 |
| TOTAL | 3,189 | 3,181 | 2,521 | 1,936 |
| Total January 2019 | 3,092 | 3,123 | 2,475 | 1,752 |

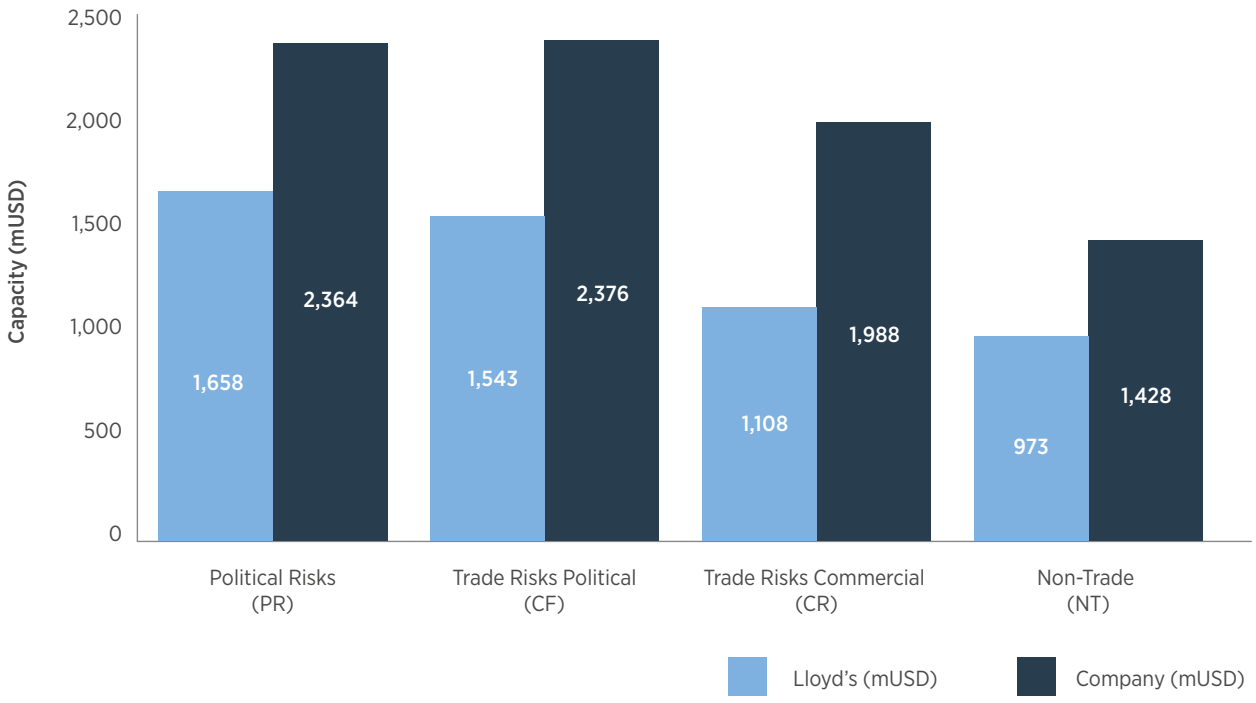

## Total Capacity Available by Tenor

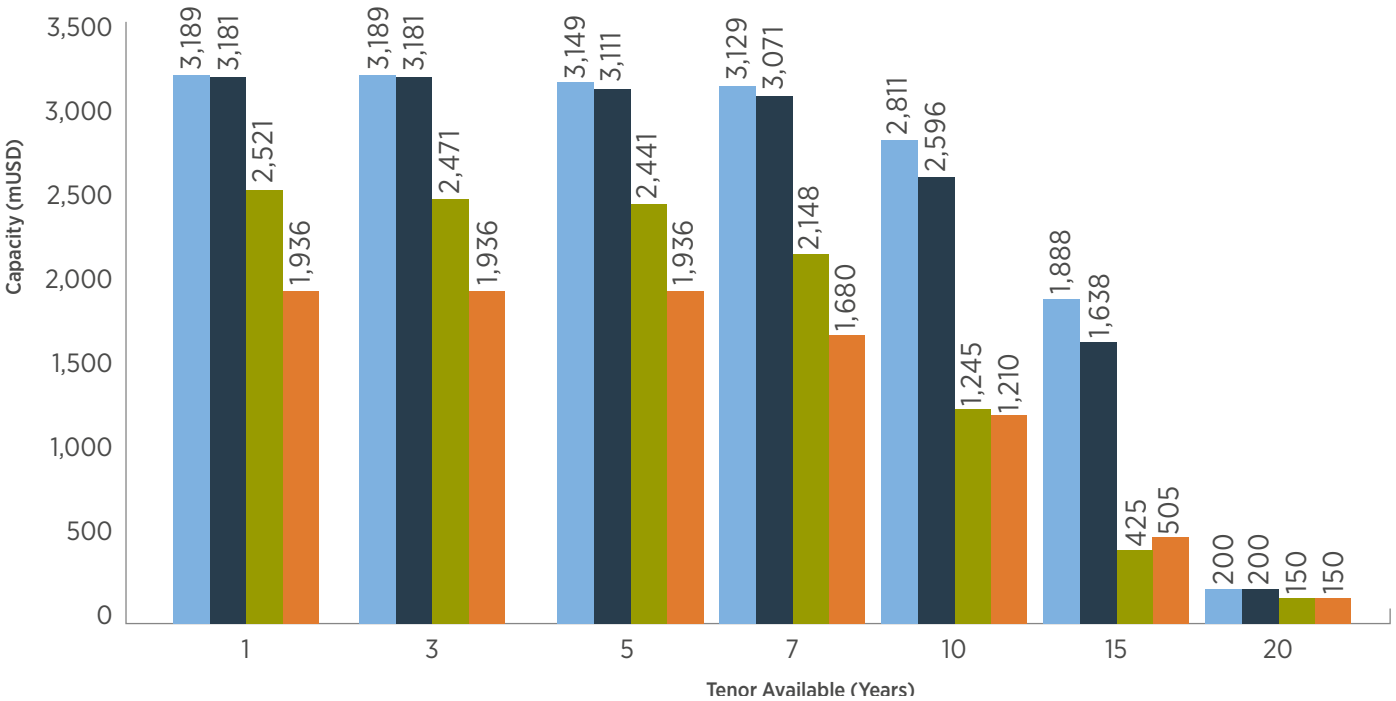


## Market Growth by Capacity*

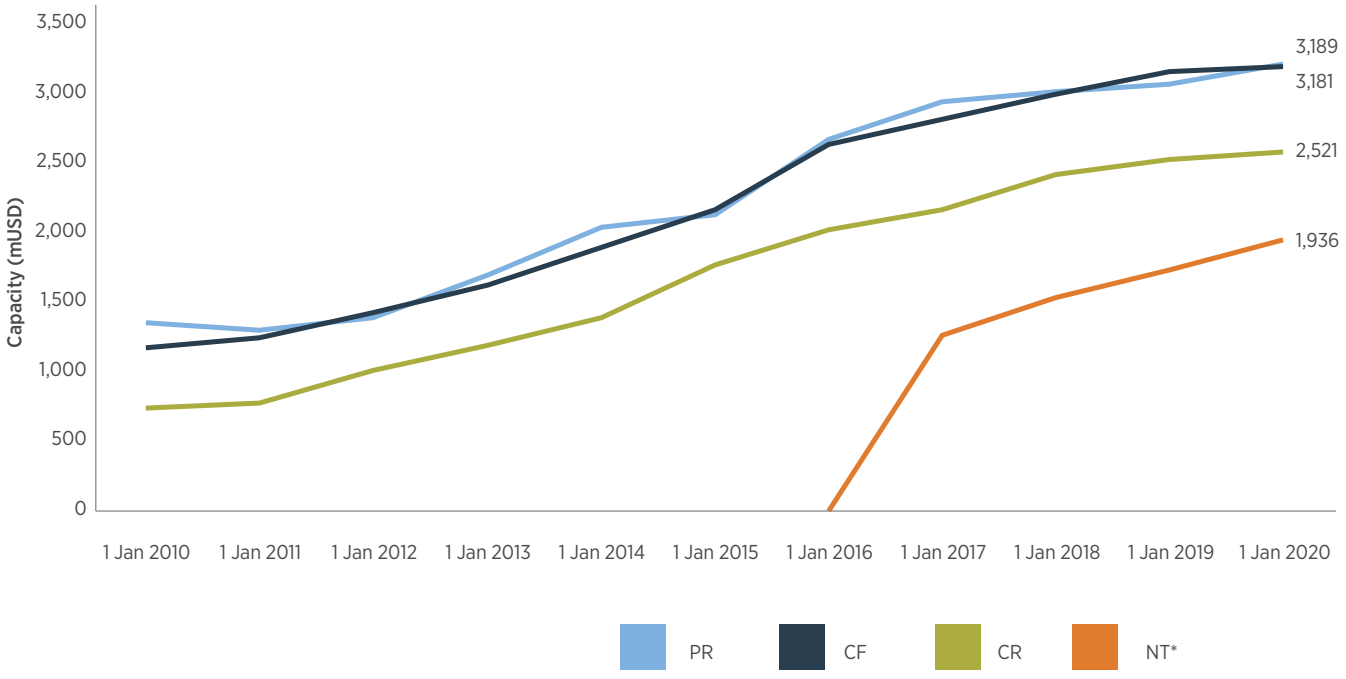


* Non-trade data includes that previosuly refered to as 'Financial Guarantee', data for which has only been recoded since July 2016

# Commercial Market Overview – Lloyd's Market

The following data has been compiled by Gallagher using information provided by each insurer. Data is correct as at 1st January 2020.

| INSURER: 'Lloyd's Markets' | Political Risks (PR) | | Trade Risks Political (CF) | | Trade Risks Commercial (CR) | | Non-Trade (NT) | | RATING(S) (All Lloyd's Markets rated A+ by S&P) |
|---|---|---|---|---|---|---|---|---|---|
| | Total Max per risk (mUSD) | Max tenor (years) | Total Max per risk (mUSD) | Max tenor (years) | Total Max per risk (mUSD) | Max tenor (years) | Total Max per risk (mUSD) | Max tenor (years) | |
| AEGIS Synd 1225[1] | 30 | 10 | 30 | 10 | 15 | 7 | 15 | 7 | Lloyd's: A+ [S&P] |
| Antares Synd 1274[2] | 40 | 10 | 40 | 10 | 20 | 10 | 20 | 10 | Lloyd's: A+ [S&P] |
| Apollo Synd 1969 | 15 | 7 | 15 | 7 | 5 | 7 | 5 | 7 | Lloyd's: A+ [S&P] |
| Arch Synd 2012[3] | 25 | 10 | 25 | 10 | 5 | 5 | 25 | 5 | Lloyd's: A+ [S&P] |
| Argenta Synd 2121 | 20 | 7 | 20 | 7 | 20 | 5 | 0 | 0 | Lloyd's: A+ [S&P] |
| Argo Synd 1200 | 50 | 15 | 50 | 15 | 35 | 7 | 35 | 7 | Lloyd's: A+ [S&P] |
| Ark Synd 4020[4] | 20 | 7 | 20 | 7 | 0 | 0 | 20 | 7 | Lloyd's: A+ [S&P] |
| Ascot Synd 1414[5] | 50 | 10 | 50 | 10 | 15 | 8 | 15 | 8 | Lloyd's: A+ [S&P] |
| Aspen Synd 4711[6] | 100 | 15 | 60 | 10 | 60 | 8 | 60 | 8 | Lloyd's: A+ [S&P] |
| AWAC Synd 2232[7] | 25 | 7 | 20 | 7 | 25 | 7 | 25 | 7 | Lloyd's: A+ [S&P] |
| AXA XL Synd 1209 | 200 | 20 | 200 | 20 | 150 | 20 | 150 | 20 | Lloyd's: A+ [S&P] |
| Axis Synd 1686[8] | 50 | 12 | 50 | 12 | 30 | 12 | 50 | 7 | Lloyd's: A+ [S&P] |
| Beazley Synd 623 / 2623 | 50 | 10 | 50 | 10 | 30 | 10 | 0 | 0 | Lloyd's: A+ [S&P] |
| BRIT Synd 2987 | 40 | 10 | 40 | 10 | 40 | 10 | 40 | 10 | Lloyd's: A+ [S&P] |
| Canopius CPR Synd 4444/1861 | 100 | 15 | 100 | 15 | 100 | 15 | 100 | 15 | Lloyd's: A+ [S&P] |
| Canopius TPR Synd 4444/1861 | 30 | 7 | 30 | 7 | 10 | 7 | 10 | 7 | Lloyd's: A+ [S&P] |
| Channel Synd 2015[9] | 53 | 15 | 53 | 15 | 35 | 10 | 35 | 5 | Lloyd's: A+ [S&P] |
| Chaucer Synd 1084 | 40 | 12 | 40 | 12 | 20 | 7 | 20 | 7 | Lloyd's: A+ [S&P] |
| Chubb Synd 2488[10] | 150 | 15 | 100 | 15 | 25 | 8 | 25 | 7 | Lloyd's: A+ [S&P] |
| Cincinnati Synd 318 | 10 | 7 | 10 | 7 | 5 | 5 | 5 | 5 | Lloyd's: A+ [S&P] |
| Endurance Synd 5151 | 25 | 7 | 25 | 10 | 25 | 7 | 0 | 0 | Lloyd's: A+ [S&P] |
| Hamilton Synd 4000 | 20 | 15 | 20 | 15 | 8 | 5 | 8 | 5 | Lloyd's: A+ [S&P] |
| Hartford Synd 1221[11] | 25 | 15 | 25 | 15 | 25 | 7 | 25 | 7 | Lloyd's: A+ [S&P] |
| Liberty Synd 4472[12] | 100 | 15 | 100 | 15 | 100 | 10 | 100 | 10 | Lloyd's: A+ [S&P] |
| MAP Synd 2791 | 20 | 3 | 20 | 3 | 0 | 0 | 0 | 0 | Lloyd's: A+ [S&P] |
| Markel International Synd 3000[13] | 30 | 10 | 30 | 10 | 100 | 7 | 20 | 5 | Lloyd's: A+ [S&P] |
| MS Amlin Synd 2001[14] | 40 | 12 | 40 | 12 | 10 | 5 | 40 | 12 | Lloyd's: A+ [S&P] |
| Munich Re Synd 457 | 35 | 15 | 35 | 15 | 35 | 7 | 35 | 7 | Lloyd's: A+ [S&P] |
| NOA Synd 3902 | 20 | 10 | 20 | 10 | 0 | 0 | 0 | 0 | Lloyd's: A+ [S&P] |
| QBE Synd 1036/1886 | 20 | 5 | 20 | 7 | 50 | 2 | 10 | 5 | Lloyd's: A+ [S&P] |
| Starr Synd 1919[15] | 50 | 10 | 50 | 10 | 0 | 0 | 50 | 10 | Lloyd's: A+ [S&P] |
| StarStone Synd 1301[16] | 25 | 12 | 25 | 12 | 20 | 12 | 20 | 12 | Lloyd's: A+ [S&P] |
| Talbot Synd 1183[17] | 50 | 7 | 50 | 7 | 20 | 7 | 10 | 7 | Lloyd's: A+ [S&P] |
| Tokio Marine HCC Synd 4141[18] | 25 | 5 | 25 | 5 | 25 | 5 | 0 | 0 | Lloyd's: A+ [S&P] |
| Tokio Marine Kiln Synd 510 | 60 | 7 | 40 | 5 | 40 | 5 | 0 | 0 | Lloyd's: A+ [S&P] |
| WR Berkley Synd 1967[19] | 15 | 7 | 15 | 7 | 5 | 5 | 0 | 0 | Lloyd's: A+ [S&P] |

**Notes**

1 For PR/CF, Aegis can write to 15 years for specified multilaterals.

2 For non-payment (CR & CF), Antares can write to 12 years on aircraft finance business. For CF & PR, they can write to 15 years if reinsuring a multilateral.

3 Arch's NT figures relate to CF non-trade. They can only write USD 5m for 5 years on non-trade CR business.

4 For CF, Ark can write to 10 years for specified multilaterals. Their figures for NT relate to CF non-trade only.

5 For PR/CF, Ascot can write to 15 years for ECAs/multilaterals.

6 Aspen can write USD 100m for 15 years on project finance business.

7 AWAC can write to 10 years for multilaterals.

8 Axis can only write USD 30m for non-trade CR business.

9 Channel are able to offer a USD 35m dual line from SCOR, up to a maximum of USD 70m They can also write to 12 years for aircraft finance business.

10 Chubb can write USD 25m for 10 years on project finance business.

11 For CR, Hartford can write to 12 years for project finance and aircraft finance business.

12 For PR/CF, Liberty can write to 20 years or public agencies (ECAs, multilaterals etc.). They can also write to 15 years for project finance business.

13 For CF & CR, Markel can write to 15 & 10 years respectively for ECAs.

14 MS Amlin's NT figures relate to non-trade CF business only.

15 Starr's NT figures relate to non-trade CF business only.

16 StarStone can write to 15 years for ECAs.

17 For PR/CF, Talbot can write to 10 years for ECAs.

18 TMHCC can write to 12 years for ECAs/multilaterals.

19 WRB can write to 10 years for ECAs/multilaterals.

# Commercial Market Overview – Company Market

The following data has been compiled by Gallagher using information provided by each insurer. Data is correct as at 1st January 2020.

| INSURER | Political Risks (PR) | | Trade Risks Political (CF) | | Trade Risks Commercial (CR) | | Non-Trade (NT) | | RATING(S) |
|---|---|---|---|---|---|---|---|---|---|
| | Total Max per risk (mUSD) | Max tenor (years) | Total Max per risk (mUSD) | Max tenor (years) | Total Max per risk (mUSD) | Max tenor (years) | Total Max per risk (mUSD) | Max tenor (years) | |
| AIG[1] | 150 | 15 | 150 | 15 | 100 | 10 | 150 | 10 | A+ [S&P] |
| Arch Insurance Company (Europe) Ltd[2] | 40 | 15 | 40 | 15 | 5 | 5 | 40 | 10 | A+ [S&P/Fitch] A+ [A.M. Best] / A2 Moody's |
| Aspen Insurance UK Ltd[3] | 100 | 15 | 100 | 10 | 100 | 8 | 100 | 8 | A [S&P] |
| Atradius[4] | 0 | 0 | 167 | 7 | 167 | 7 | 56 | 5 | A [A.M. Best] |
| AWAC[5] | 25 | 7 | 20 | 7 | 25 | 7 | 25 | 7 | A - [S&P] |
| AXA XL | 200 | 20 | 200 | 20 | 150 | 20 | 150 | 20 | AA- [S&P/Fitch] |
| Axis CRS[6] | 50 | 15 | 50 | 15 | 50 | 15 | 50 | 15 | A+ [S&P] |
| Chaucer Dublin | 40 | 12 | 40 | 12 | 20 | 7 | 20 | 7 | A - [S&P] |
| Chubb[7] | 150 | 15 | 100 | 15 | 25 | 8 | 25 | 7 | AA [S&P] |
| Coface[8] | 89 | 10 | 89 | 10 | 89 | 8 | 11 | 5 | AA- [Fitch] A2 [Moody's] |
| Credendo ECA[9] | 50 | 15 | 50 | 15 | 50 | 10 | 10 | 5 | AA [S&P] |
| Credendo Single Risk[10] | 28 | 7 | 28 | 7 | 28 | 7 | 17 | 5 | A- [S&P/Fitch] and AM Best and A- [S&P] |
| Euler Hermes[11] | 125 | 10 | 125 | 10 | 125 | 10 | 50 | 7 | AA [S&P] |
| Everest Insurance[12] | 100 | 15 | 100 | 15 | 50 | 7 | 50 | 5 | A+ [S&P] |
| FCIA[13] | 25 | 7 | 80 | 7 | 80 | 7 | 0 | 0 | A+ [S&P] |
| Fidelis | 125 | 15 | 125 | 15 | 125 | 15 | 125 | 15 | A- [S&P], A- [AM Best] |
| Groupama | 0 | 0 | 30 | 3 | 30 | 3 | 0 | 0 | A [Fitch] |
| HDI Global Specialty SE | 20 | 7 | 0 | 0 | 0 | 0 | 0 | 0 | A+ [S&P]; A [A.M. Best] |
| Lancashire[14] | 200 | 10 | 75 | 10 | 0 | 0 | 75 | 10 | A-[S&P] |
| Liberty Mutual Insurance Europe | 100 | 15 | 100 | 15 | 100 | 10 | 100 | 10 | A [S&P] |
| Markel | 30 | 10 | 30 | 10 | 100 | 7 | 20 | 5 | A/A+ [S&P/Fitch] |
| MS Amlin Insurance SE | 40 | 12 | 40 | 12 | 10 | 5 | 0 | 0 | A [S&P] |
| QBE | 20 | 5 | 20 | 7 | 50 | 2 | 10 | 5 | A+ [S&P] |
| SCOR UK Company Ltd[15] | 53 | 15 | 53 | 15 | 35 | 10 | 35 | 5 | AA - [S&P] |
| Sompo Int. Insurance Europe SA / Endurance Worldwide Insurance Limited | 60 | 15 | 60 | 10 | 60 | 10 | 60 | 10 | A+ [S&P] |
| Sovereign[16] | 80 | 15 | 80 | 15 | 0 | 0 | 80 | 15 | AA [S&P/Fitch] |

| INSURER | Political Risks (PR) | | Trade Risks Political (CF) | | Trade Risks Commercial (CR) | | Non-Trade (NT) | | RATING(S) |
|---|---|---|---|---|---|---|---|---|---|
| | Total Max per risk (mUSD) | Max tenor (years) | Total Max per risk (mUSD) | Max tenor (years) | Total Max per risk (mUSD) | Max tenor (years) | Total Max per risk (mUSD) | Max tenor (years) | |
| Starr International (Europe) Ltd. (SIEL) / Starr Europe Insurance Ltd. (Starr Malta)[17] | 50 | 10 | 50 | 10 | 0 | 0 | 50 | 10 | A [A.M. Best] |
| Starstone Insurance Company SE | 30 | 12 | 30 | 12 | 30 | 12 | 30 | 12 | A- [A.M. Best] |
| Swiss Re | 75 | 15 | 75 | 15 | 200 | 5 | 0 | 0 | AA-[S&P] Aa3 [Moody's] |
| The Hartford[18] | 100 | 15 | 60 | 15 | 25 | 7 | 25 | 7 | A+ [S&P] A1 [Moody's] A+ [AM Best] |
| Tokio Marine HCC[19] | 60 | 10 | 60 | 10 | 60 | 7 | 30 | 7 | AA- [S&P/Fitch] |
| Zurich[20] | 150 | 15 | 150 | 15 | 100 | 10 | 35 | 5 | AA- [S&P/Fitch] |

**Notes**

1 AIG's NT figures relate to non-trade CF. Their non-trade CR line is USD 100m.

2 Arch's NT figures relate to CF non-trade. They can only write USD 5m for five years on non-trade CF business.

3 Aspen can write USD 100m for 15 years on project finance business.

4 Atradius' maximum lines are denominated in EUR. For the sake of this report, a EUR/USD exchange rate of 1.11 has been used.

5 AWAC can write to 10 years for multilaterals.

6 Axis CRS can write USD 75m for 20 years on project finance business. They also only write PR behind ECAs/multilaterals.

7 Chubb can write USD 25m for 10 years on project finance business.

8 Coface's maximum lines are denominated in EUR. For the sake of this report, a EUR/USD exchange rate of 1.11 has been used.

9 Credendo ECA can write to 20 years for project finance business.

10 Credendo SR's maximum lines are denominated in EUR. For the sake of this report, a EUR/USD exchange rate of 1.11 has been used.

11 Euler Hermes can write to 12 & 15 years for aircraft finance & project finance respectively. They can also write to 15 years for ECAs/multilaterals.

12 Everest can write to 15 years for project finance business.

13 FCIA can write to 10 years for ECAs/multilaterals.

14 Lancashire's NT figures relate to non-trade CF business only.

15 SCOR are able to offer a USD 35m dual line from Channel Synidcate 2015, up to a maximum of USD 70m They can also write to 12 years for aircraft finance business.

16 Sovereign's NT figures relate to non-trade CF business only.

17 Starr's NT figures relate to non-trade CF business only.

18 The Hartford can write USD 40m on accounts receivable business. They can also write to 12 years for project finance & aircraft finance.

19 TMHCC can write to 12 years for ECAs/multilaterals.

20 For Non-Trade, Zurich can write USD 35m for five years for obligors rated BBB- and above. For obligors rated BB- to BB+, Zurich can write USD 25m for three years.

# Contacts

## Structured Credit and Political Risks

### London


**Matthew Solley**
Managing Director
+44 (0)20 7204 6175
matthew_solley@ajg.com

**David Evans**
Executive Director
+44 (0)20 7204 6156
david_evans@ajg.com

**Rupert Morgan**
Executive Director
+44 (0)20 3425 3199
rupert_morgan@ajg.com

**Nick Ollerenshaw**
Executive Director
+44 (0)20 7234 4255
nick_ollerenshaw@ajg.com

**Rupert Boyle**
Executive Director
+44 (0)20 7234 4207
rupert_boyle@ajg.com

**Boris Medimorec**
Executive Director
+44 (0)20 7234 4236
boris_medimorec@ajg.com

**Lydia Ashby**
Associate Director
+44 (0)20 3425 3196
lydia_ashby@ajg.com

**Kit Harrison**
Associate Director
+44 (0)20 3425 3197
kit_harrison@ajg.com

**Will Day-Robinson**
Associate Director
+44 (0)20 7204 1886
will_dayrobinson@ajg.com

**Harry Walker**
Senior Broker
+44 (0)20 7204 8530
harry_walker@ajg.com

**Lydia Allen**
Broker
+44 (0)20 7204 8367
lydia_allen@ajg.com

**Hugo Zeal**
Broker
+44 (0)20 7204 8563
hugo_zeal@ajg.com


### Sweden


**Fredrik Enderlein**
Managing Director
+46 8 441 89 88
fe@brim.se

**Ralph Winkler**
Executive Director
+46 707 68 53 73
rw@brim.se

**Kristian Seleryd**
Director
+46 8 441 89 89
ks@brim.se

**Célia Mallart**
Broker
+46 733 66 17 20
cm@brim.se


### UAE


**Karl Lundell**
Executive Director
+971 435 20140
kl@brim.se


### Norway


**Olle Lager**
Executive Director
+47 988 77 641
ol@brim.se

**Martin Holdaas**
Director
+47 928 08 777
maho@brim.se


### Australia


**Racheal Tumelty**
National Practice Leader
+61 8 6228 1142
racheal.tumelty@ajg.com.au

**Michael Woodward**
Divisional Manager
+61 2 9242 2003
michael.woodward@ajg.com.au

**Gary McNally**
Appointed Representative
+61 2 9242 2087
gary.mcnally@ajg.com.au


### USA


**Marc Wagman**
Managing Director
+1 973 921 8461
marc_wagman@ajg.com

**Gabe Mansky**
Area Executive Vice President
+1 212 994 7068
gabe_mansky@ajg.com

The information contained in this CPRI Report and Market Update has been compiled by Arthur J. Gallagher (UK) Limited from information provided by each insurer. The figures expressed reflect the theoretical maximum possible lines available which are dependent upon many underwriting factors including the nature of the risk, the country of risk and available country capacity at the time which may reduce the amount of capacity actually available and is subject to change without notice.

CPRI Report and Market Update does not purport to be comprehensive or to give legal advice. While every effort has been made to ensure accuracy, Arthur J. Gallagher (UK) Limited cannot be held liable for any errors, omissions or inaccuracies contained within the document. Readers should not act upon (or refrain from acting upon) information in this document without first taking further specialist or professional advice.

ajg.com/uk | gallagher-uk | @GallagherUK

Arthur J. Gallagher (UK) Limited is authorised and regulated by the Financial Conduct Authority. Registered Office: The Walbrook Building, 25 Walbrook, London EC4N 8AW. Registered in England and Wales. Company Number: 1193013. FP196-2020 Exp. 26.02.2020

ARTUK-451649260

Gallagher

Insurance | Risk Management | Consulting